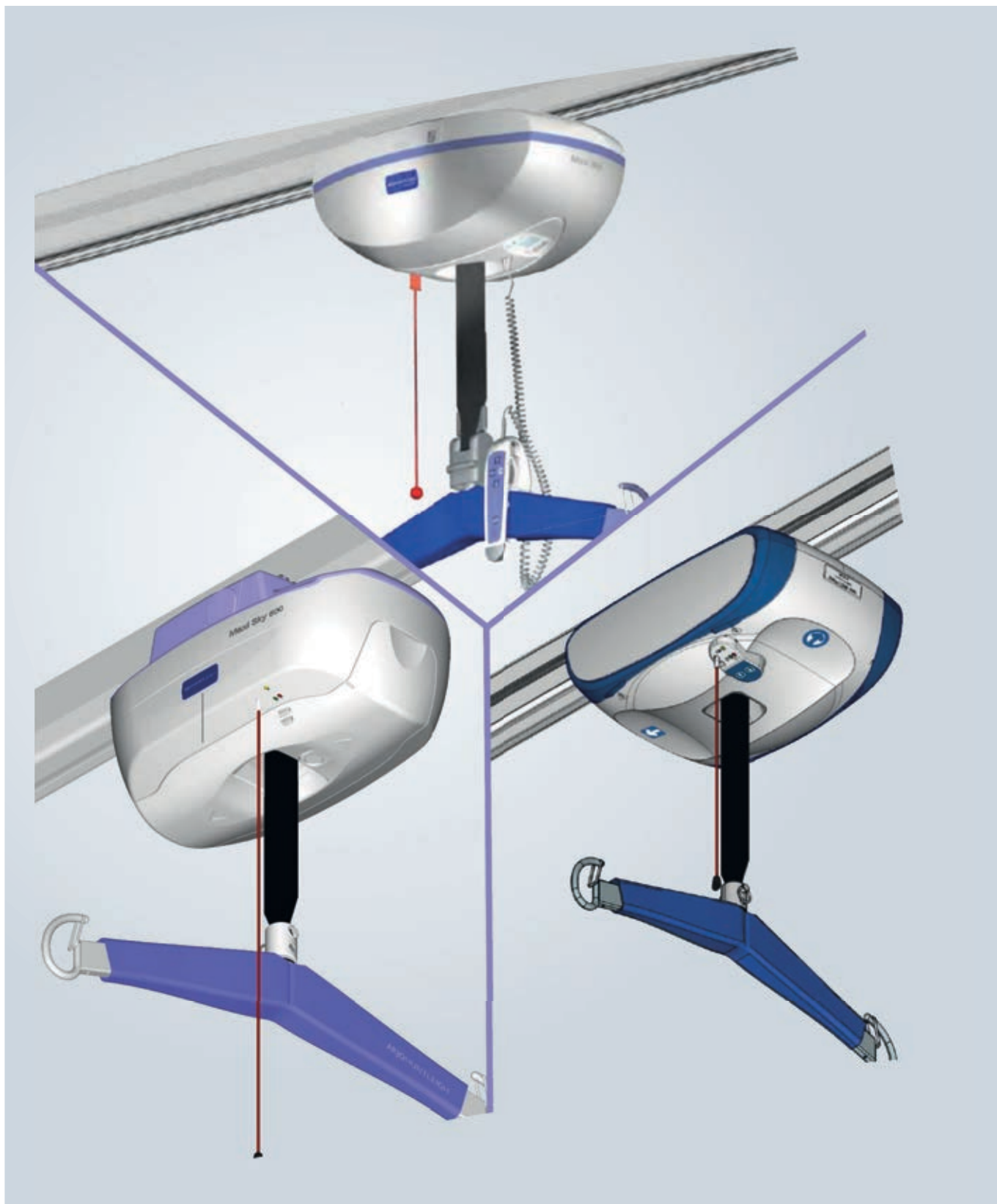


Addendum to Manuals 001.14150.33,
001-15698, 001.19520 and 001-16005

ARJOHUNTLEIGH
GETINGE GROUP

Using the Maxi Sky 600/Maxi Sky 2/Voyager Duo/V5 Duo on Track System other than KWIKtrak



Design Policy and Copyright

® and ™ are trademarks belonging to the ArjoHuntleigh group of companies.

© ArjoHuntleigh 2017.

As our policy is one of continuous improvement, we reserve the right to modify designs without prior notice.

The content of this publication may not be copied either whole or in part without the consent of ArjoHuntleigh.

General Informations

**THIS DOCUMENT IS AN ADDENDUM TO:
MAXI SKY 600 INSTRUCTION FOR USE (001.14150.33.**),
MAXI SKY 2 INSTRUCTION FOR USE (001-15698-**),
VOYAGER DUO INSTRUCTION FOR USE (001.19520.**), AND
V5 DUO INSTRUCTION FOR USE (001-16005-**).**

**IT ADDRESSES FEATURES THAT CAN MODIFY SOME TECHNICAL SPECIFICATIONS
AND THE MANNER IN WHICH THE MAXI SKY 600 / MAXI SKY 2 / VOYAGER DUO / V5 DUO
IS USED AND OPERATED.**

KEEP THIS DOCUMENT AND THE *INSTRUCTION FOR USE* WITH THE LIFT.

* . Last two characters varies according to the document language

Safe Working Load (SWL)

Maxi Sky 600

The Maxi Sky 600 for track system other than KWIKtrak has been designed with a maximum lifting capacity of 272 kg (600 lb).

WARNING

**It is very important to make sure that the track system, on which the
Maxi Sky 600 is installed, has a capacity equal or greater to 272 kg (600 lb).
A Weight Load Test (WLT) must be performed on the Track System initially and annually.**

Maxi Sky 2

The Maxi Sky 2 for track system other than KWIKtrak has been designed with a maximum lifting capacity of 272 kg (600 lb).

WARNING

**It is very important to make sure that the track system, on which the Maxi Sky 2 is installed, has a
capacity equal or greater to the SWL set on the Maxi Sky 2 (120 kg (264 lb), 200 kg (440 lb) or 272 kg
(600 lb)).**

A Weight Load Test (WLT) must be performed on the Track System initially and annually.

Voyager Duo

The Voyager Duo for track system other than KWIKtrak has been designed with a maximum lifting capacity of 200 kg (440 lb).

WARNING

**It is very important to make sure that the track system, on which the
Voyager Duo is installed, has a capacity equal or greater to 200 kg (440 lb).
A Weight Load Test (WLT) must be performed on the Track System initially and annually.**

V5 Duo

The V5 Duo for track system other than KWIKtrak has been designed with a maximum lifting capacity of 200 kg (440 lb).

WARNING

**It is very important to make sure that the track system, on which the
V5 Duo is installed, has a capacity equal or greater to 200 kg (440 lb).
A Weight Load Test (WLT) must be performed on the Track System initially and annually.**

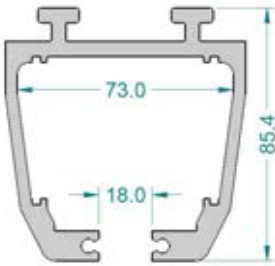
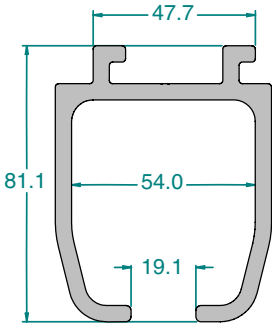
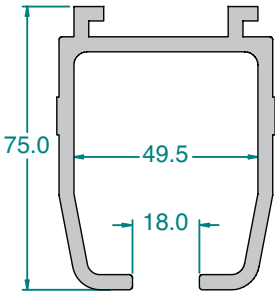
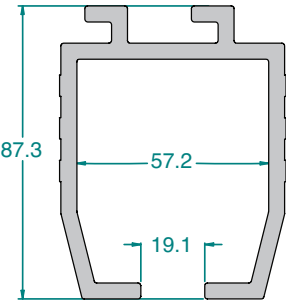
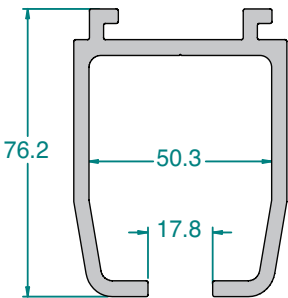
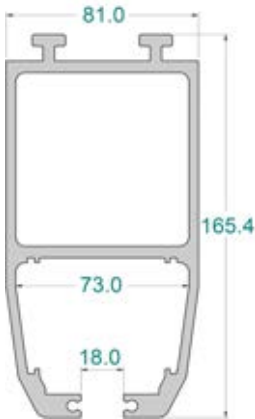
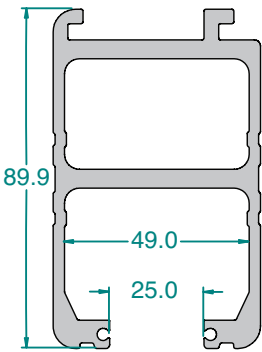
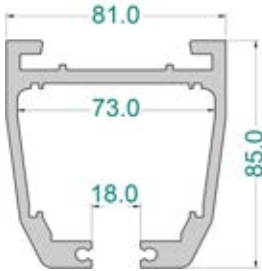
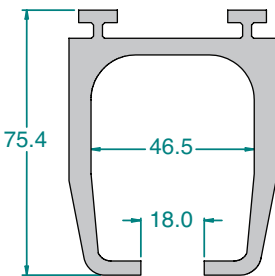
Track System Limitation

WARNING

**No accessory, such as an Exchanger, a Turntable,
a Gate System or a X-Y System, is permitted in the track path.**

Refer to “Track System Limitation” in each specific track system section for more information.

Track Profile Index

 <p>A - Profile: page 5</p>	 <p>G - Profile: page 9</p>	 <p>W - Profile: page 13</p>
 <p>B - Profile: page 6</p>	 <p>M - Profile: page 10</p>	
 <p>D- Profile: page 7</p>	 <p>P - Profile: page 11</p>	
 <p>E - Profile: page 8</p>	 <p>T - Profile: page 12</p>	

WARNING

The ceiling lift should not be installed in any track profile other than the specified above. Before installing your ceiling lift make sure it is designed to be used with the specific track profile.

The A Type Track System

Parts Description

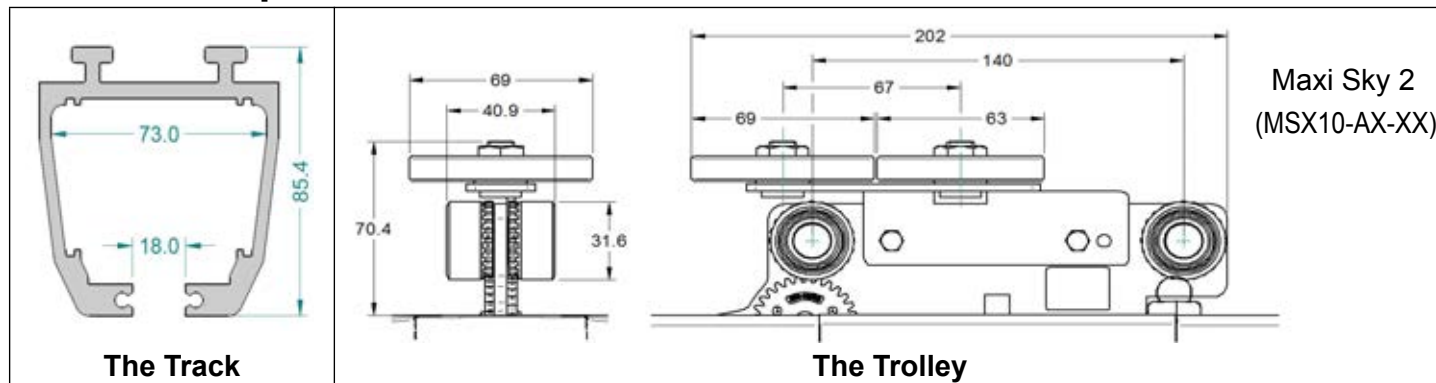


Fig. 1

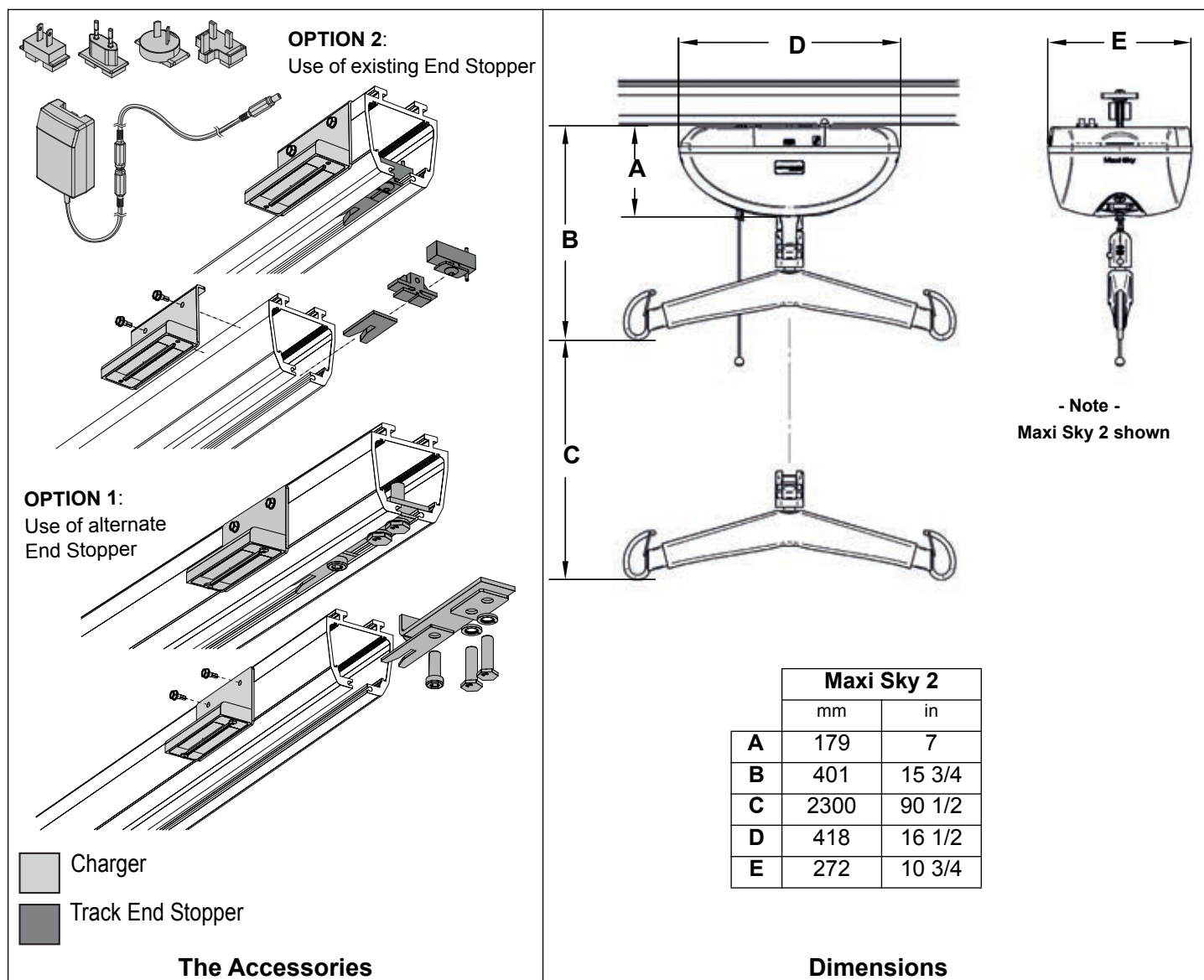


Fig. 2

Track System Limitation

WARNING

- The A Track System is limited to fixed straight and curved track sections.
- The A Track System may accept ceiling lifts with SWL rated to a maximum of 272 kg (600 lb).

The B Type Track System

Parts Description

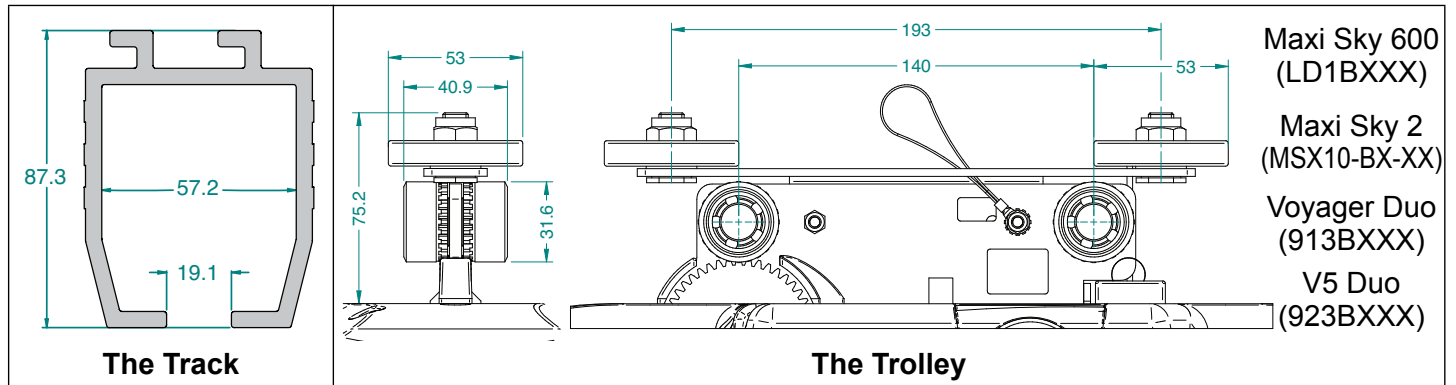


Fig. 3

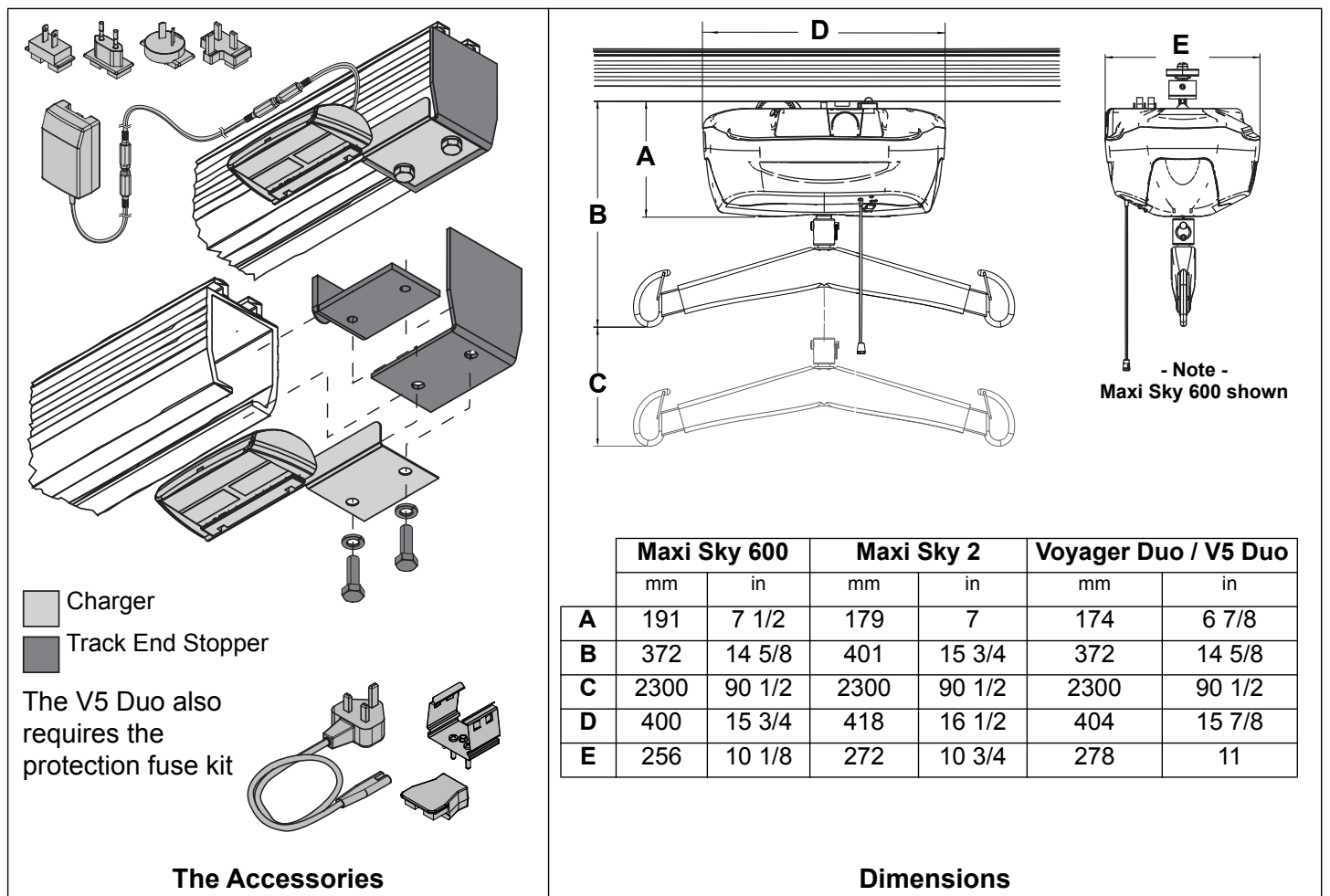


Fig. 4

Track System Limitation

WARNING

- The B Track System is limited to fixed straight and curved track sections.
- The B Track System may accept ceiling lifts with SWL rated to a maximum of 272 kg (600 lb).

The D Type Track System

Parts Description

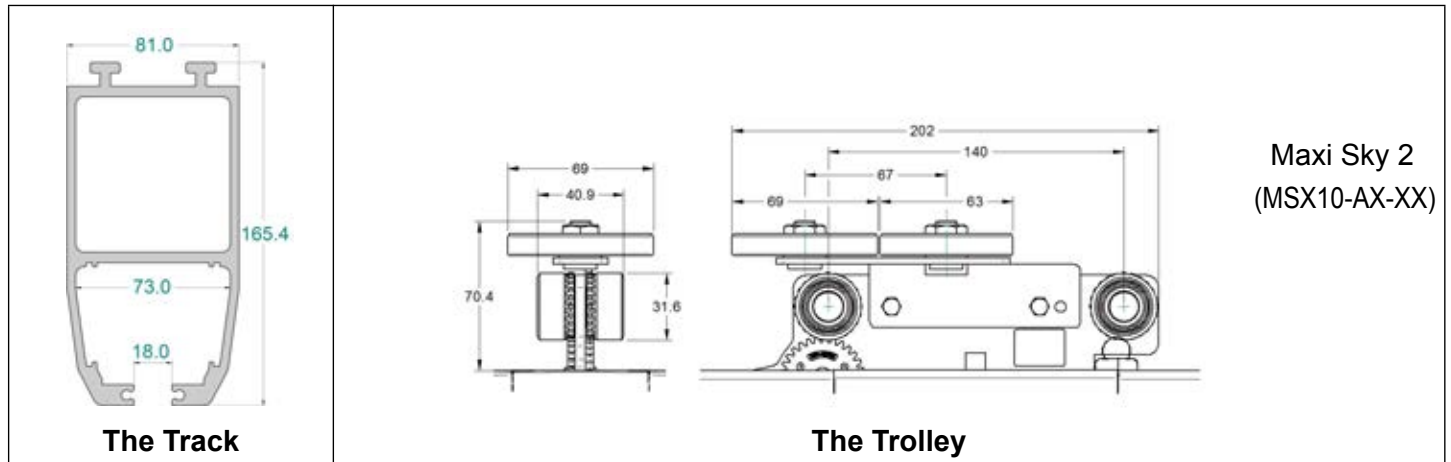


Fig. 5

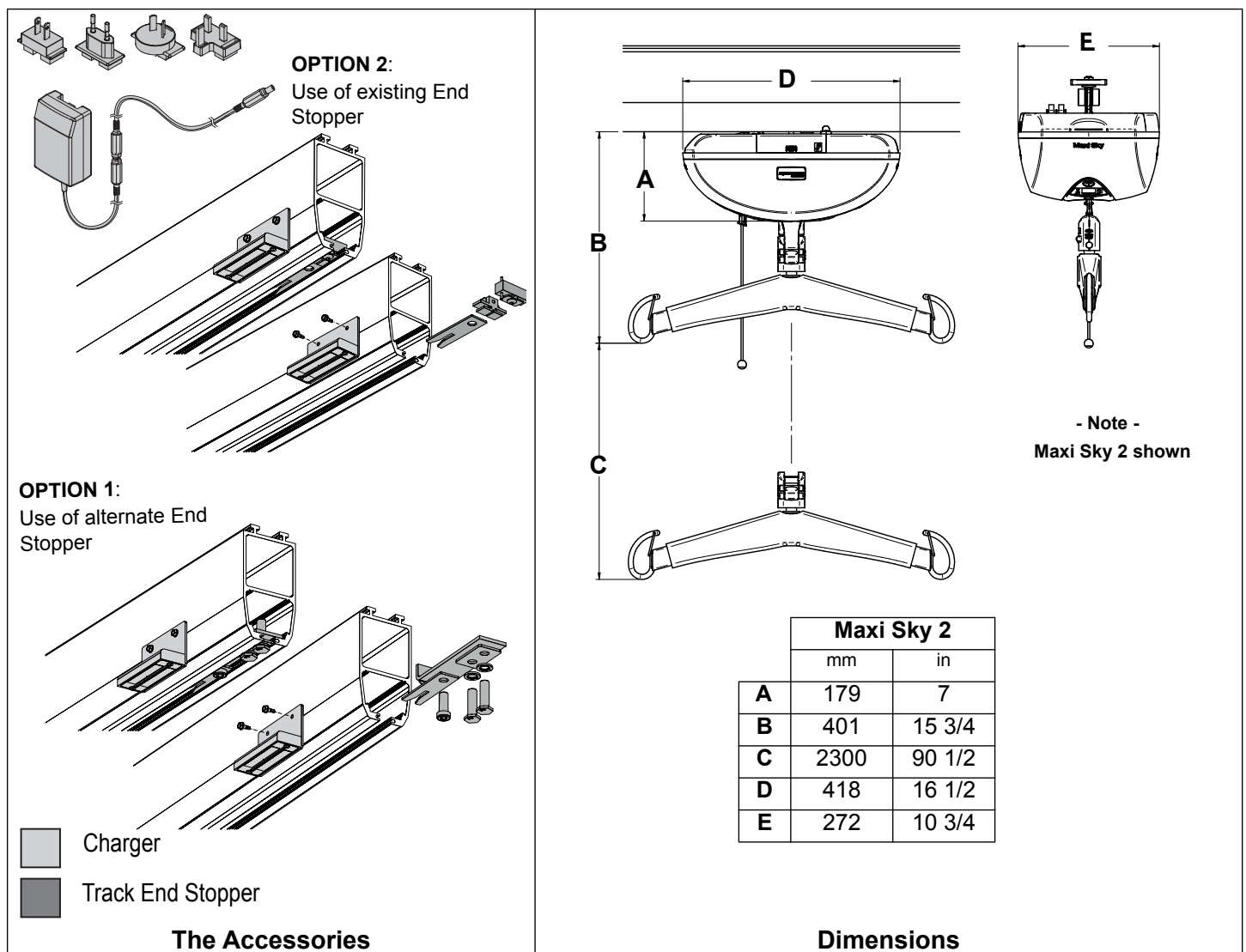


Fig. 6

Track System Limitation

WARNING

- The D Track System is limited to fixed straight and curved track sections.
- The D Track System may accept ceiling lifts with SWL rated to a maximum of 272 kg (600 lb).

The E Type Track System

Parts Description

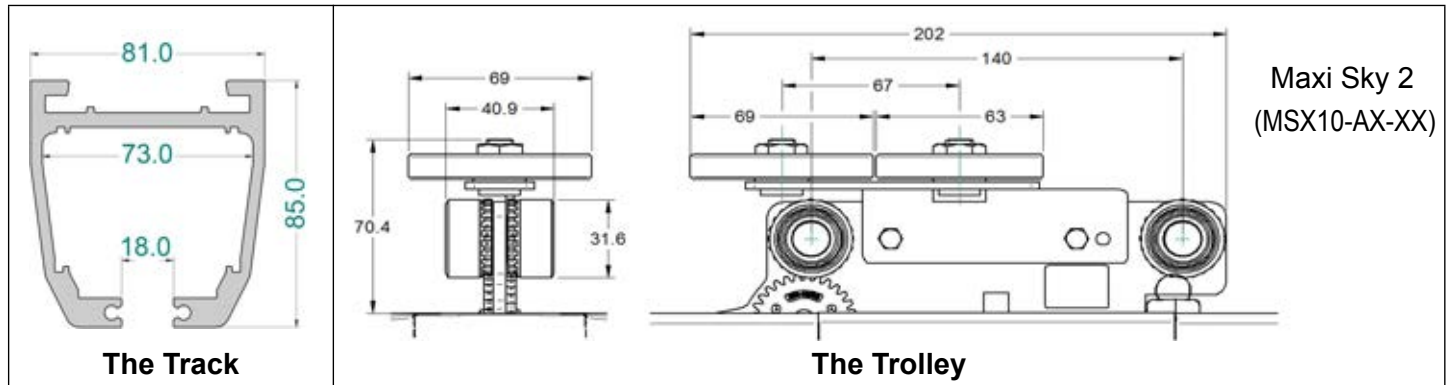


Fig. 7

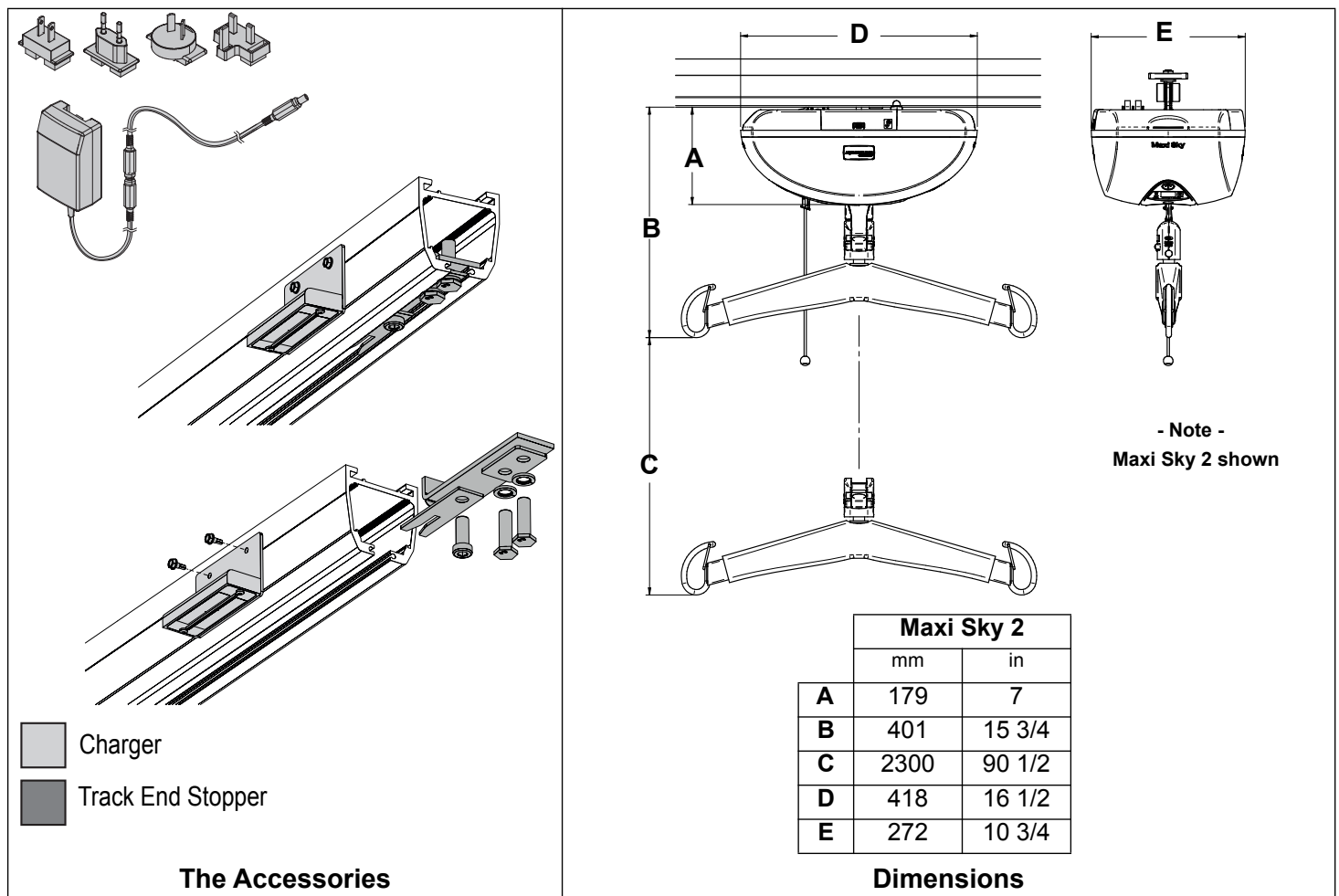


Fig. 8

Track System Limitation

WARNING

- The E Track System is limited to fixed straight and curved track sections.
- The E Track System may accept ceiling lifts with SWL rated to a maximum of 120 kg (264 lb).

The G Type Track System

Parts Description

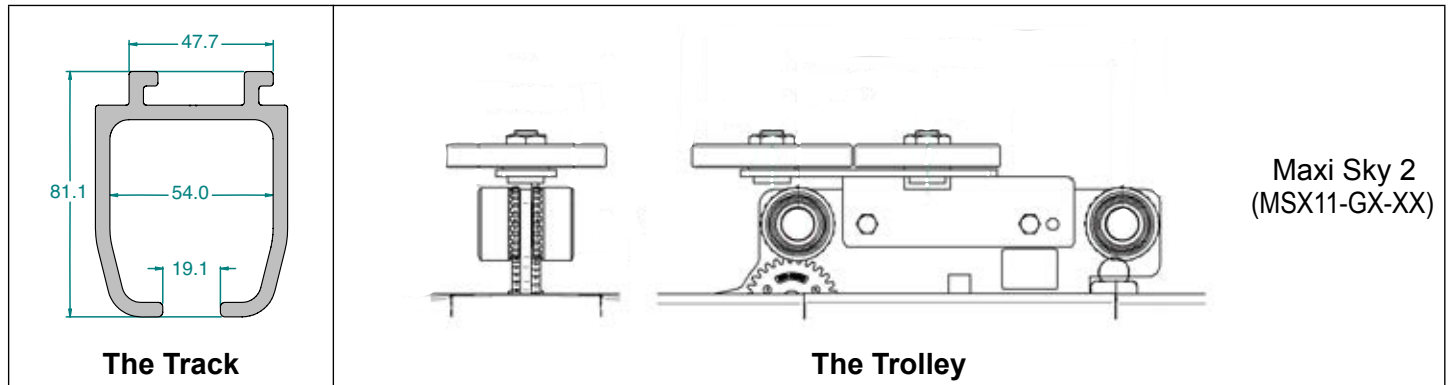


Fig. 9

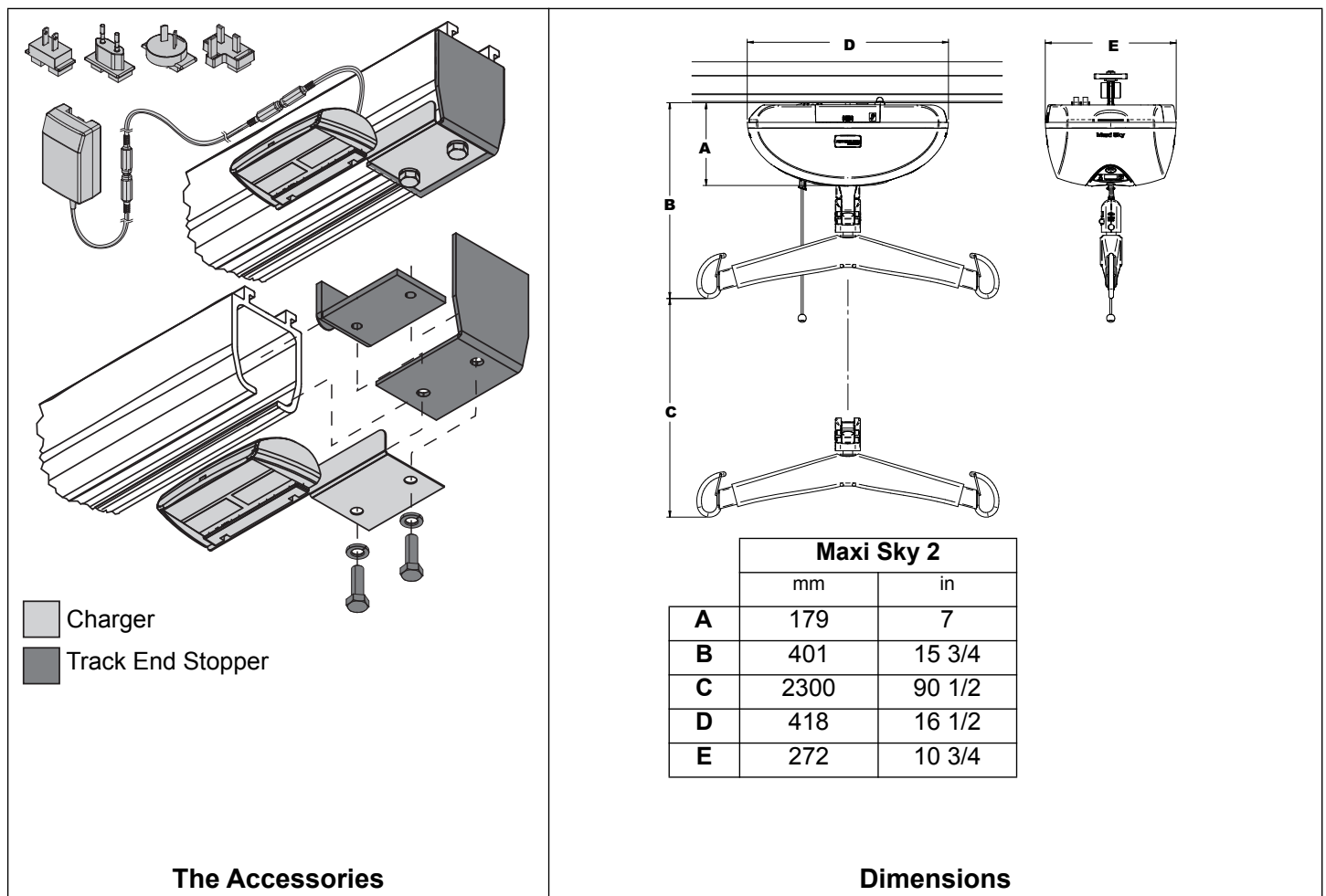


Fig. 10

Track System Limitation

WARNING

- The G Track System is limited to fixed straight and curved track sections.
- The G Track System may accept ceiling lifts with SWL rated to a maximum of 272 kg (600 lb).

The M Type Track System

Parts Description

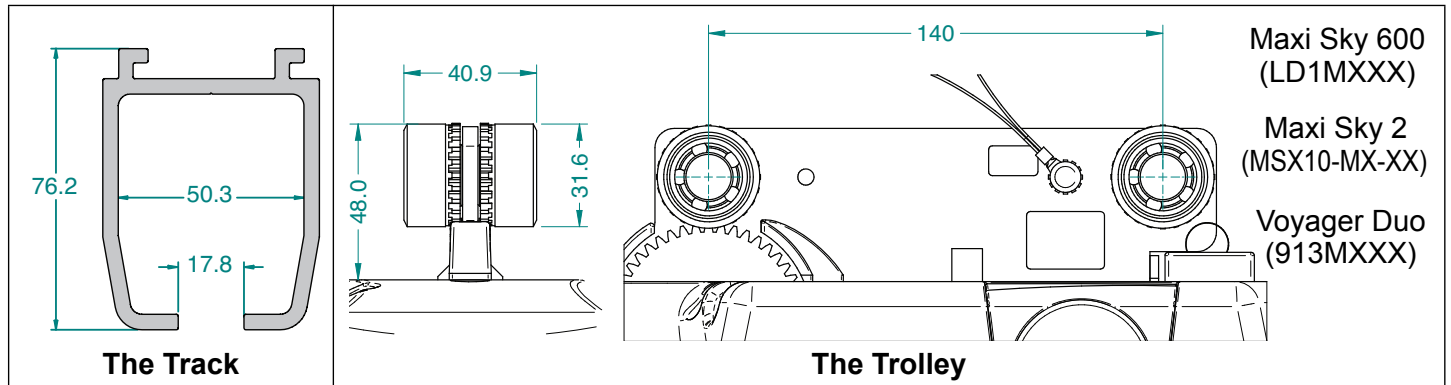


Fig. 11

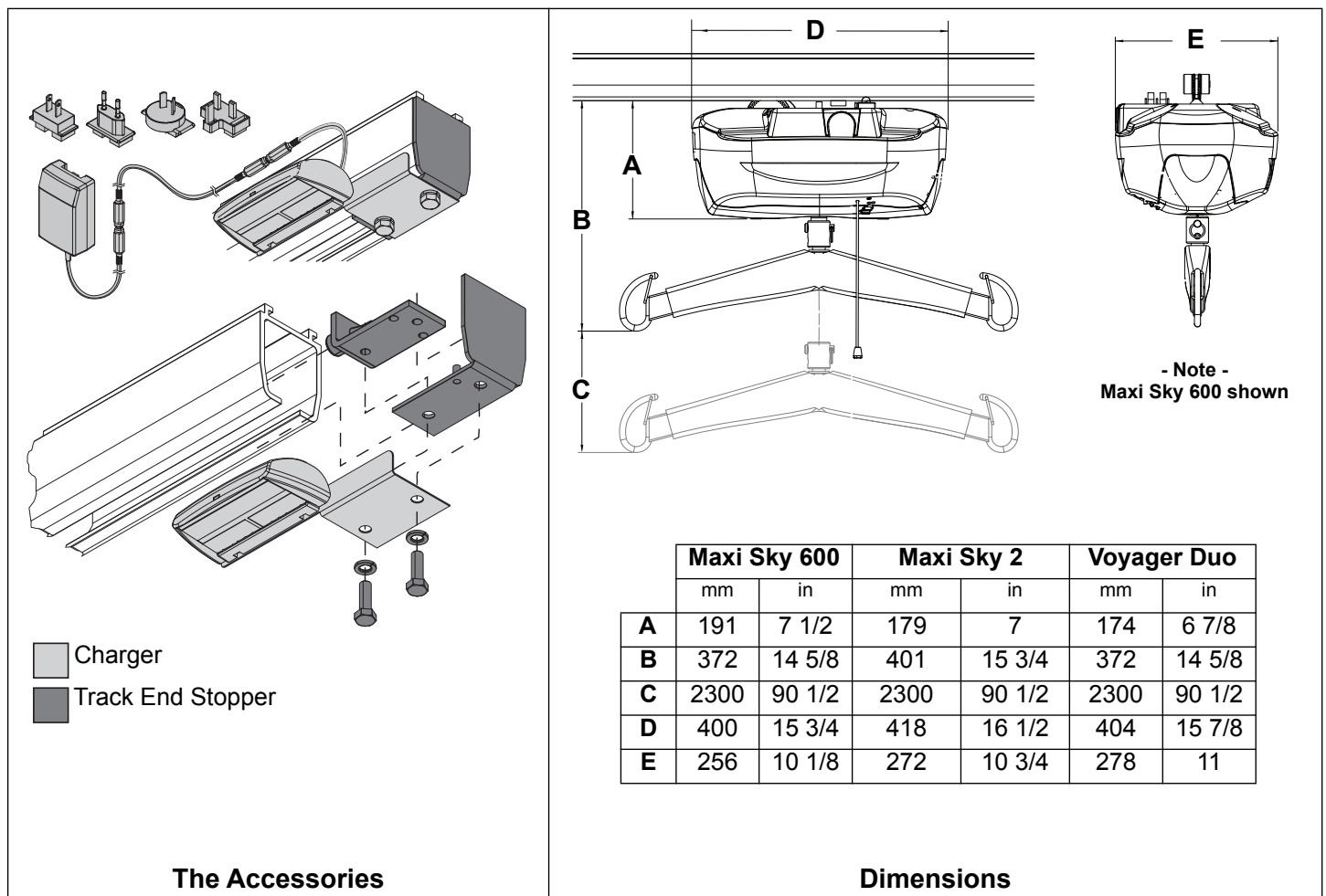


Fig. 12

Track System Limitation

WARNING

- The M Track System is limited to fixed straight and curved track sections.
- The M Track System may accept ceiling lifts with SWL rated to a maximum of 272 kg (600 lb).

The P Type Track System

Parts Description

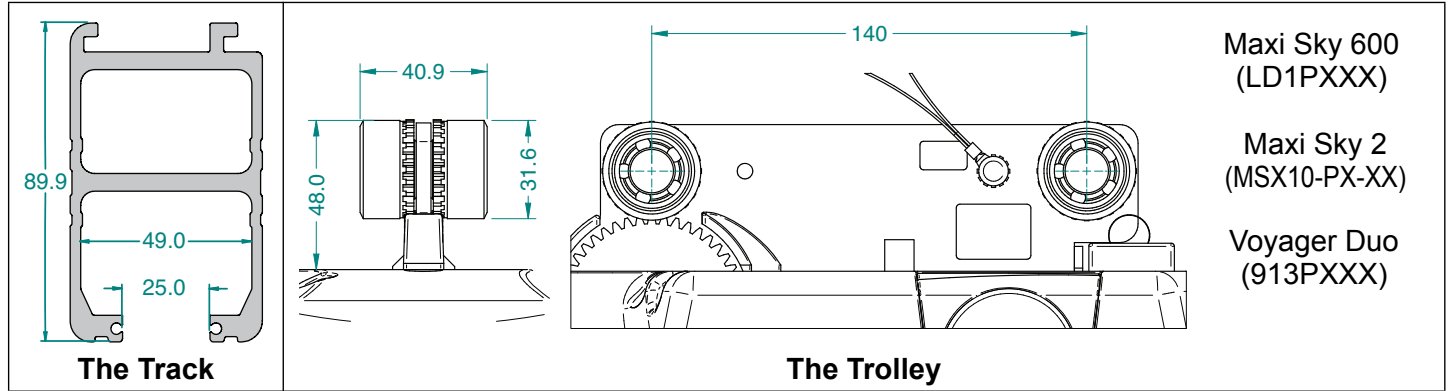


Fig. 13

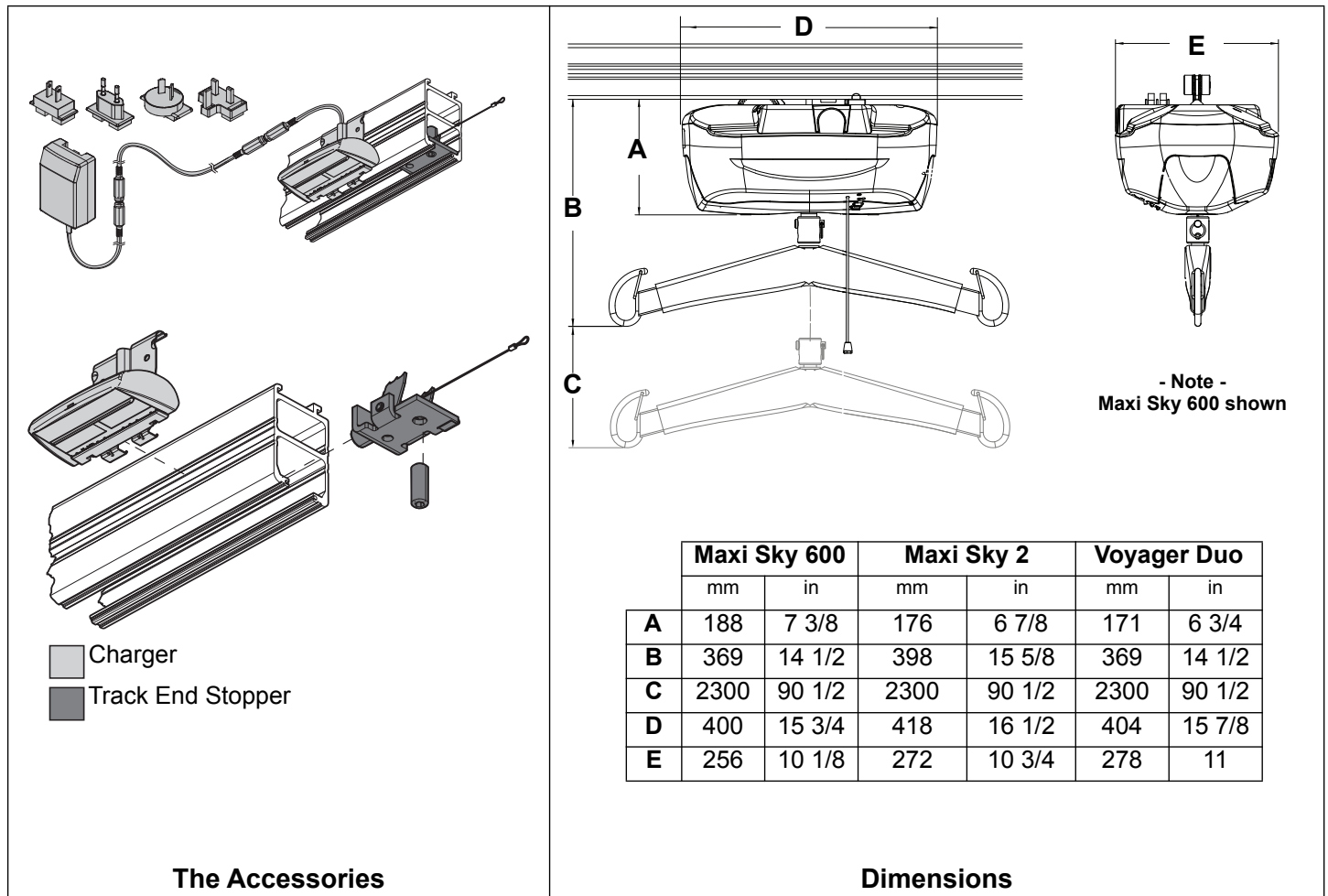


Fig. 14

Track System Limitation

WARNING

- The P Track System is limited to fixed straight and curved track sections.
- The P Track System may accept ceiling lifts with SWL rated to a maximum of 272 kg (600 lb).

The T Type Track System

Parts Description

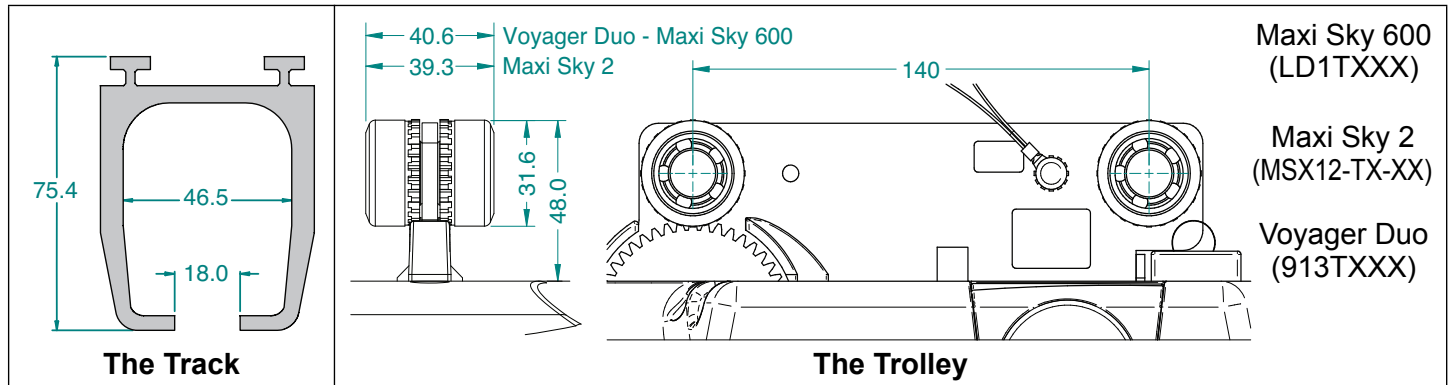


Fig. 15

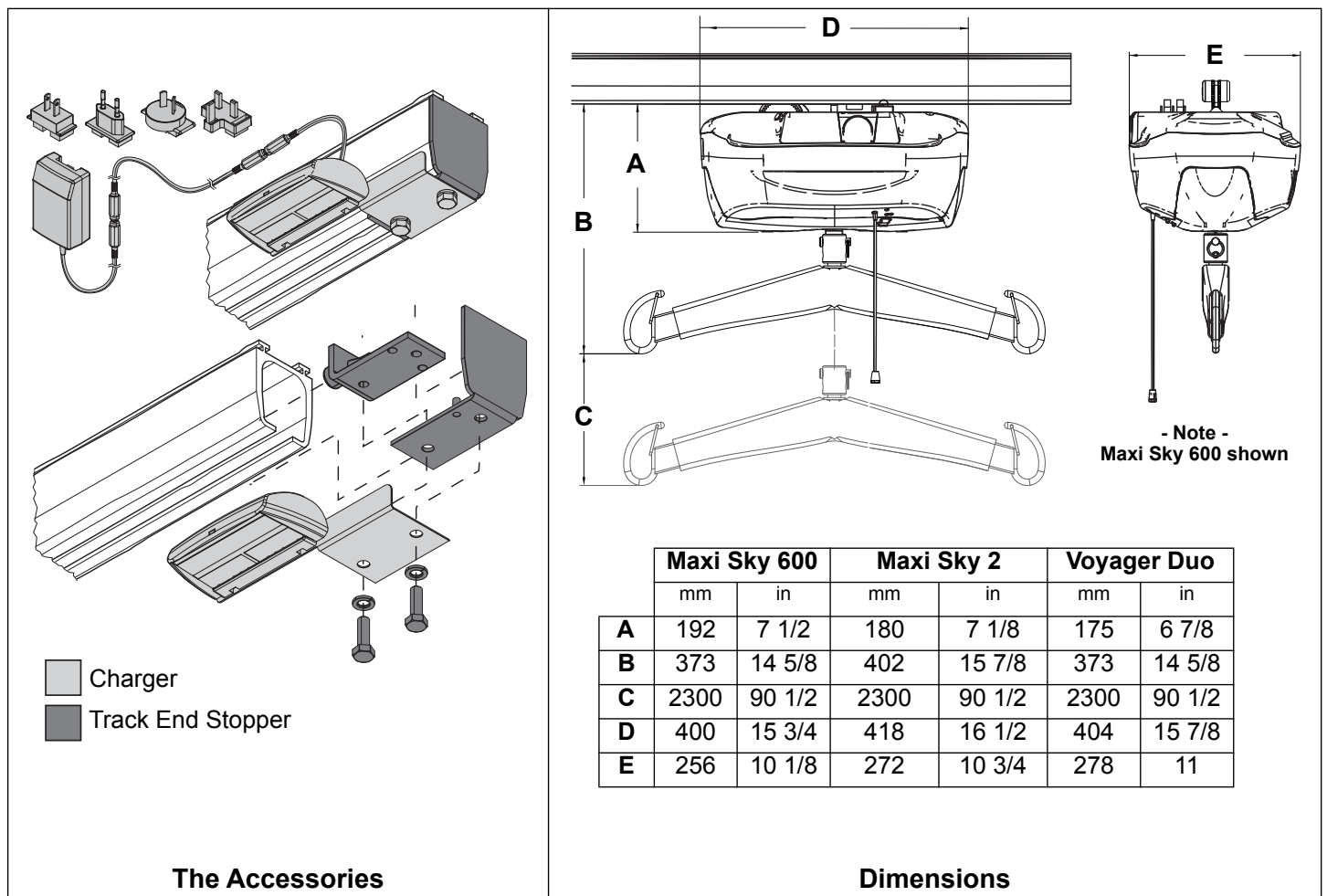


Fig. 16

Track System Limitation

WARNING

- The T Track System is limited to fixed straight and curved track sections.
- The T Track System may accept ceiling lifts with SWL rated to a maximum of 272 kg (600 lb).

The W Type Track System

Parts Description

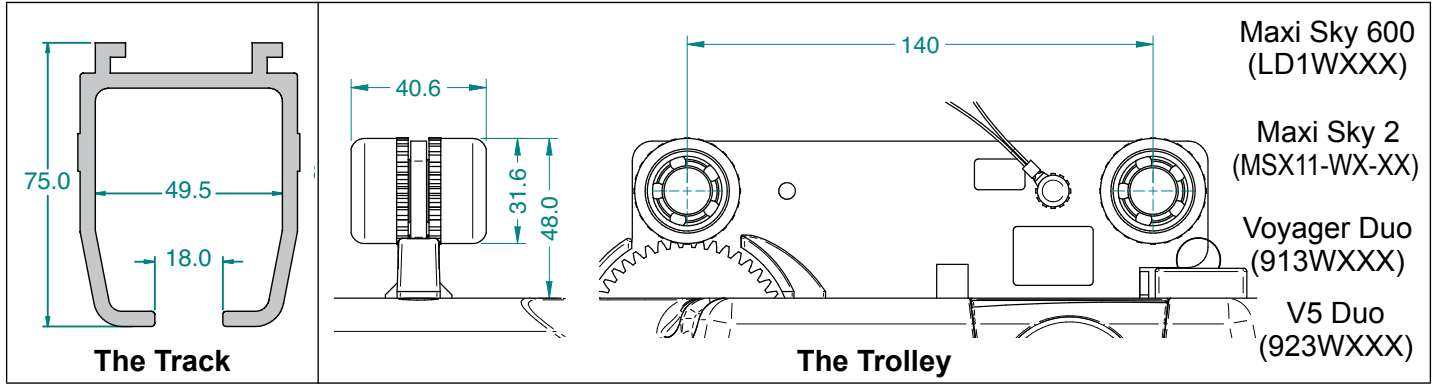


Fig. 17

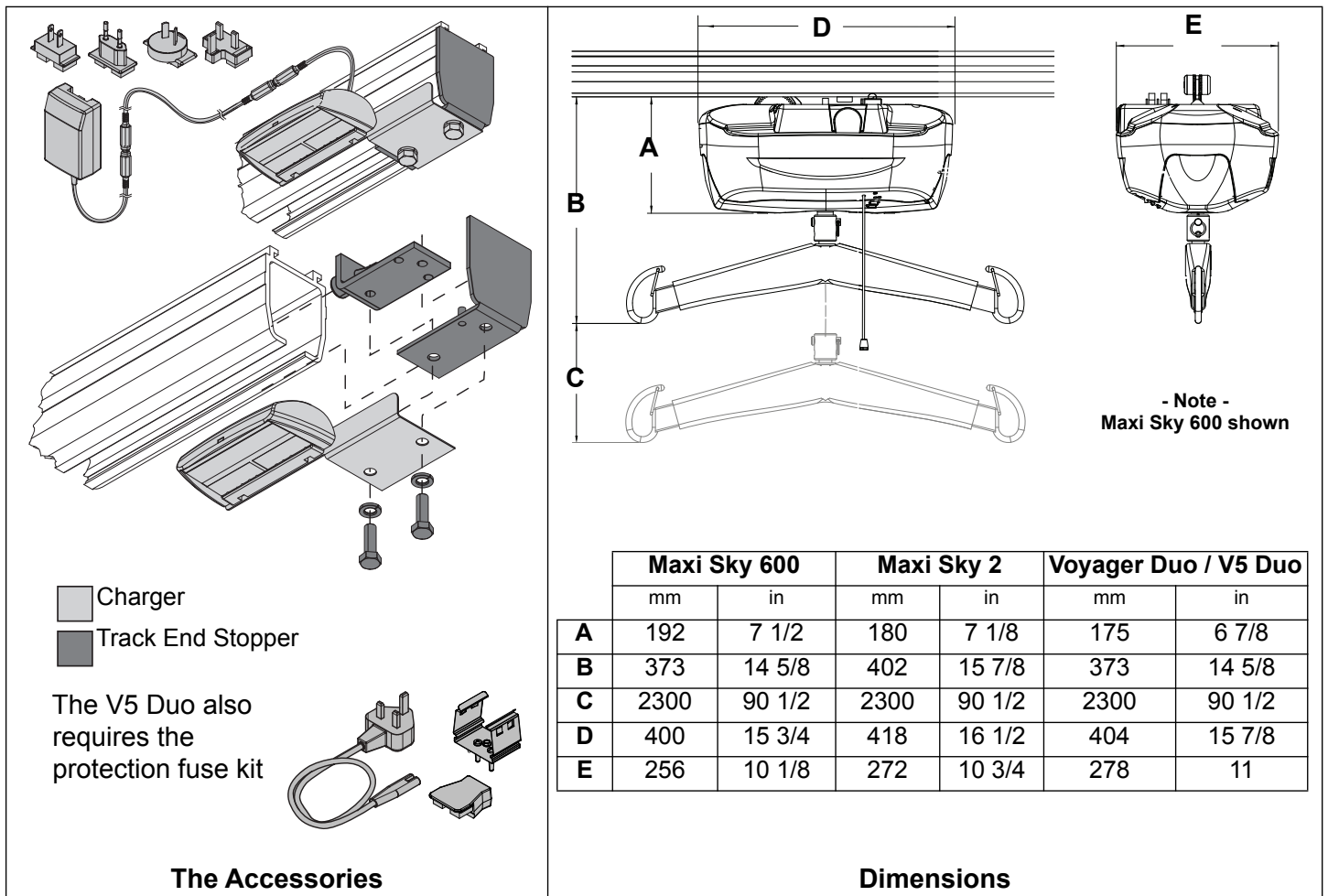


Fig. 18

NOTE: Original Track End Stopper may cause damages to the lift's housing. Make sure to install track end stopper A5320-C at both ends of track system.

Track System Limitation

WARNING

- The W Track System is limited to fixed straight and curved track sections.
- The W Track System may accept ceiling lifts with SWL rated to a maximum of 272 kg (600 lb).

Intentionally left blank

AUSTRALIA

ArjoHuntleigh Pty Ltd
78, Forsyth Street
O'Connor
AU-6163 Western Australia
Tel: +61 89337 4111
Free: +1 800 072 040
Fax: + 61 89337 9077

BELGIQUE / BELGIË

ArjoHuntleigh NV/SA
Evenbroekveld 16
BE-9420 ERPE-MERE
Tél/Tel: +32 (0) 53 60 73 80
Fax: +32 (0) 53 60 73 81
E-mail: info.belgium@arjohuntleigh.be

BRASIL

Maquet do Brasil
Equipamentos Médicos Ltda
Rua Tenente Alberto Spicciati, 200
Barra Funda, 01140-130
SÃO PAULO, SP - BRASIL
Fone: +55 (11) 2608-7400
Fax: +55 (11) 2608-7410

CANADA

ArjoHuntleigh
90 Matheson Boulevard West
Suite 300
CA-MISSISSAUGA, ON, L5R 3R3
Tel/Tél: +1 905 238 7880
Free: +1 800 665 4831 Institutional
Free: +1 800 868 0441 Home Care
Fax: +1 905 238 7881
E-mail: info.canada@arjohuntleigh.com

ČESKÁ REPUBLIKA

ArjoHuntleigh s.r.o.
Hlinky 118
CZ-603 00 BRNO
Tel: +420 549 254 252
Fax: +420 541 213 550

DANMARK

ArjoHuntleigh A/S
Vassingerødvej 52
DK-3540 LYNGE
Tel: +45 49 13 84 86
Fax: +45 49 13 84 87
E-mail: dk_kundeservice@arjohuntleigh.com

DEUTSCHLAND

ArjoHuntleigh GmbH
Peter-Sander-Strasse 10
DE-55252 MAINZ-KASTEL
Tel: +49 (0) 6134 186 0
Fax: +49 (0) 6134 186 160
E-mail: info-de@arjohuntleigh.com

ESPAÑA

ArjoHuntleigh Ibérica S.L.
Ctra. de Rubí, 88 1ª planta - A1
08173 Sant Cugat del Vallés
ES- BARCELONA 08173
Tel: +34 93 583 11 20
Fax: +34 93 583 11 22
E-mail: info.es@arjohuntleigh.com

FRANCE

ArjoHuntleigh SAS
2 Avenue Alcide de Gasperi
CS 70133
FR-59436 RONCQ CEDEX
Tél: +33 (0) 3 20 28 13 13
Fax: +33 (0) 3 20 28 13 14
E-mail: info.france@arjohuntleigh.com

HONG KONG

ArjoHuntleigh (Hong Kong) Ltd
1510-17, 15/F, Tower 2
Kowloon Commerce Centre
51 Kwai Cheong Road
Kwai Chung
HONG KONG
Tel: +852 2207 6363
Fax: +852 2207 6368

INTERNATIONAL

ArjoHuntleigh International Ltd
ArjoHuntleigh House
Houghton Hall Park
Houghton Regis
UK-DUNSTABLE LU5 5XF
Tel: +44 (0) 1582 745 800
Fax: +44 (0) 1582 745 866
E-mail: international@arjohuntleigh.com

ITALIA

ArjoHuntleigh S.p.A.
Via Giacomo Peroni 400-402
IT-00131 ROMA
Tel: +39 (0) 6 87426211
Fax: +39 (0) 6 87426222
E-mail: Italy.promo@arjohuntleigh.com

MIDDLE EAST

ArjoHuntleigh ME
Office G005 - Nucleotide Complex,
Dubitech & Research Park,
P.O.Box 214742, Dubai,
United Arab Emirates
Tel: +971 (0)4 447 0942
E-mail: international@arjohuntleigh.com

NEDERLAND

ArjoHuntleigh Nederland BV
Biezenwei 21
4004 MB TIEL
Postbus 6116
4000 HC TIEL
Tel: +31 (0) 344 64 08 00
Fax: +31 (0) 344 64 08 85
E-mail: info.nl@arjohuntleigh.com

NEW ZEALAND

ArjoHuntleigh Ltd
41 Vestey Drive
Mount Wellington
NZ-AUCKLAND 1060
Tel: +64 (0) 9 573 5344
Free Call: 0800 000 151
Fax: +64 (0) 9 573 5384
E-mail: nz.info@ArjoHuntleigh.com

NORGE

ArjoHuntleigh Norway AS
Olaf Helsets vei 5
N-0694 OSLO
Tel: +47 22 08 00 50
Faks: +47 22 08 00 51
E-mail: no.kundeservice@arjohuntleigh.com

ÖSTERREICH

ArjoHuntleigh GmbH
Dörrstrasse 85
AT-6020 INNSBRUCK
Tel: +43 (0) 512 204 160 0
Fax: +43 (0) 512 204 160 75

POLSKA

ArjoHuntleigh Polska Sp. z o.o.
ul. Ks Piotra Wawrzyniaka 2
PL-62-052 KOMORNIKI (Poznan)
Tel: +48 61 662 15 50
Fax: +48 61 662 15 90
E-mail: arjo@arjohuntleigh.com

PORTUGAL

ArjoHuntleigh em Portugal
MAQUET Portugal, Lda. (Distribuidor Exclusivo)
Rua Poeta Bocage n.º 2 - 2G
PT-1600-233 Lisboa
Tel: +351 214 189 815
Fax: +351 214 177 413
E-mail: Portugal@arjohuntleigh.com

SUISSE / SCHWEIZ

ArjoHuntleigh AG
Fabrikstrasse 8
Postfach
CH-4614 HÄGENDORF
Tél/Tel: +41 (0) 61 337 97 77
Fax: +41 (0) 61 311 97 42

SUOMI

Oy Vestek AB
Martinkuja 4
FI-02270 ESPOO
Puh: +358 9 8870 120
E-mail: info@vestek.fi

SVERIGE

ARJO Scandinavia AB
Hans Michelsensgatan 10
SE-211 20 MALMÖ
Tel: +46 (0) 10 494 7760
Fax: +46 (0) 10 494 7761
E-mail: kundservice@arjohuntleigh.com

UNITED KINGDOM

ArjoHuntleigh UK
ArjoHuntleigh House
Houghton Hall Park
Houghton Regis
UK-DUNSTABLE LU5 5XF
Tel: +44 (0) 1582 745 700
Fax: +44 (0) 1582 745 745
E-mail: sales.admin@arjohuntleigh.com

USA

ArjoHuntleigh Inc.
2349 W Lake Street Suite 250
US-Addison, IL 60101
Tel: +1 630 307 2756
Free: +1 800 323 1245 Institutional
Free: +1 800 868 0441 Home Care
Fax: +1 630 307 6195
E-mail: us.info@arjohuntleigh.com

REV 17: 03/2016

GETINGE GROUP

Getinge Group is a leading global provider of products and systems that contribute to quality enhancement and cost efficiency within healthcare and life sciences. We operate under the three brands of **ArjoHuntleigh**, **Getinge** and **Maquet**. **Getinge** provides solutions for infection control within healthcare and contamination prevention within life sciences. **Maquet** specializes in solutions, therapies and products for surgical interventions, interventional cardiology and intensive care.

ARJOHUNTLEIGH
GETINGE GROUP

ArjoHuntleigh focuses on patient handling and hygiene, disinfection, DVT prevention, medical beds, therapeutic surfaces and diagnostics.



ArjoHuntleigh AB
Hans Michelsensgatan 10
211 20 Malmö, Sweden
www.arjohuntleigh.com

